


Captions

Recommended images



Simufact-GR-GUI-Simufact-Forming-V14.png

New functionality in the forthcoming Version 14 – context menu *view*.



Simufact-GR-pressure-welding-friction-welding.jpg

Left: Pressure Welding process of a welding nut

Right: The figure shows two joined shafts by friction welding



Simufact-GR-source-Brankamp-GmbH.jpg

Left: Simulation model and simulated press force distribution first station

Right: Brankamp X7 process monitoring system – Source: Brankamp GmbH



Simufact-GR-Mechanical-Joining-new-process-types.jpg

Select new process types via the Application Function Set (AFS)

Video



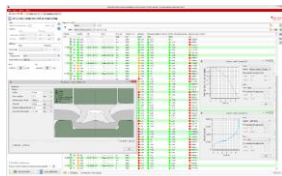
Simufact video introduction of the new operating concept

Additional images



Simufact-GR-Open-Die-Forging-density.jpg

Left: Open Die forging process simulated in Simufact Forming
Right: Cross-section of a simulated open die forging process



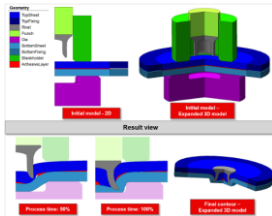
Simufact-GR-GUI-Joining-Optimizer.png

Joining Optimizer with easy-to-understand traffic light indicator



Simufact-GR-Electrical-Material-Properties.png

Graph shows electrical resistivity of the material



Simufact-GR-SPR-with-adhesive.png

Simulation of self-piercing-riveting process with adhesive